


Music Lesson 8



LI: I can create a composition using dynamics.

Last time we listened to Mozart's horn concerto to give us inspiration for the melody of our composition.

Today we are going to listen to a piece by the Russian composer Modest Mussorgsky

Follow the link below and watch Live Lesson clip number 3: dynamics. Dynamics are how loud or quiet a piece of music is: the volume

The piece we are listening to is A night on the Bare Mountain.

While the orchestra plays listen carefully to the first eight bars.

<https://www.youtube.com/watch?v=bv5F3N7VZVs>

What dynamics do you think the music starts with?

- a) Very loud-gets louder-then quiet-then loud then quiet again
- b) Loud – gets louder –then quieter
- c) Very loud- gets quieter



Listen out for: The unsettled strings with trombones, tuba and bassoons thundering out the theme.
The very rhythmic oboes and clarinets are quite a contrast.

Music Lesson 8



LI: I can create a composition using dynamics.

Who was Modest Mussorgsky?

Born: 1839 / Died: 1881 / Nationality: Russian

Modest Mussorgsky was a very influential Russian composer. He was part of a group of Russian composers called 'The Five' who all tried to write music that sounded Russian by using traditional stories and folk tunes as their starting point.

Mussorgsky had a bit of a problem finishing things and most of his most famous pieces were actually completed by others!

Mussorgsky was from a rich, powerful family who had connections to royalty. His mother was a pianist and Modest had his first lessons with her. By the age of 10, he was good enough to go to a special music school and at 12 he started writing his own pieces.

Mussorgsky had a sad adult life with little fame and a lot of illness. Tragically his music became much more popular after his death.



Music Lesson 8



LI: I can create a composition using dynamics.

The story behind *A Night on The Bare Mountain* (Sometimes called *Night on a Bald Mountain*)

A Night On The Bare Mountain was written by Modest Mussorgsky in 1867. It describes a short story in which St John sees a witches' Sabbath on the Bald Mountain near Kiev in the old Russian Empire.

It's a wild and terrifying party with lots of dancing but when the church bell chimes 6am and the sun comes up the witches vanish leaving the mountain in peace again.

Modest Mussorgsky wrote a number of different versions of this pieces of music. When he was finally satisfied with it, his music teacher told him it wasn't good enough so he put it aside for years.

Eventually his friend and fellow composer Rimsky-Korsakov re-arranged the music for orchestra and this is the piece we know today. Not until it was used in the penultimate scene of the Walt

Disney movie *Fantasia* (1940) did it garner a wider audience.

Listen out for: The unsettled strings with trombones, tuba and bassoons thundering out the theme. The very rhythmic oboes and clarinets are quite a contrast.



Music Lesson 8



L1: I can create a composition using dynamics.

Composers use dynamics to change the mood and feeling of a piece of music. Many of the words used to describe dynamics are French or Italian. Symbols are used in written music to indicate how to play each part of the piece. Some symbols indicate how to change the volume.

Here's a useful table of some dynamic markings and what they mean:

SYMBOL	WORD	MEANING
<i>f</i>	forte	loud
<i>p</i>	piano	quiet
<i>ff</i>	fortissimo	very loud
<i>pp</i>	pianissimo	very quiet
<i>mf</i>	mezzo-forte	quite loud
<i>mp</i>	mezzo-piano	quite quiet
	crescendo	getting louder
	diminuendo or decrescendo	getting quieter

Music Lesson 8



LL: I can create a composition using dynamics.

<p>Bar A:</p> <p>Ten Pie-ces Par-ty</p>	<p>Bar B:</p> <p>Shake your bo-dy now</p>
--	--



Click on this link to find the virtual boomwhackers.

<https://www.musick8.com/boomwhackers/playboomwhackers.php?bwswitch=TRUE>

Your task today is to add dynamics to your own composition: the melody and rhythm you have been working on so far.

Think about how you want your composition to feel and which dynamics would help to get the mood across. Explore a variety of dynamics and decide which one you like best.

Record your composition including the notation for your rhythm patterns, the names of the notes and the dynamics you want to include. You can use the template below or create your own but remember to use the correct rhythm notation.

$\frac{4}{4}$

Music Lesson 8



LL: I can create a composition using dynamics.

Performance Time

Play your composition to an audience—
could you do it in your next Google Meet?

Reflection Time:

Think back over the last three weeks.

Which elements did you find most enjoyable?

Which elements did you find most challenging?

What would you do differently

Think about a new skill and new knowledge you have learned.