

Music Lesson 6




LI: I can create a composition using rhythm patterns.

Over the next few weeks we are going to compose our own piece of music using the musical building blocks of rhythm, melody and dynamics.

Today we are going to focus on rhythm.

Our composition is based on a piece of music by the composer Bernstein.

The piece is called Mambo and is from the Symphony Dances from the musical West Side Story.



[Watch the clip here](#)

The following slides break down the tasks into different stages.



Music Lesson 6




LI: I can create a composition using rhythm patterns.



He was a skilled pianist and could conduct piano concertos from the keyboard.

Leonard Bernstein 1918-1990 was an American composer, conductor, author and pianist.



As a composer he wrote in many styles including orchestral music, ballet, film and theatre music, opera, choral works and pieces for the piano.



He is most famous as the musical director and conductor of the New York Philharmonic Orchestra and for composing the score for the hit musical West Side Story.

Music Lesson 6




LI: I can create a composition using rhythm patterns.


West Side Story is a musical that was written in 1957. The book was written by Arthur Laurent and is based on Shakespeare's play, Romeo and Juliet. The music was composed by Leonard Bernstein, and the Lyrics were written by Stephen Sondheim. The musical was made into an awards winning film in 1961.

West Side Story is set in New York's Upper West Side neighbourhood in the mid 1950s. Two rival gangs, the Jets and the Sharks battle for control of the streets. Things become complicated when two rival gang members fall in love. The issues of racism, hate, love and rivalry are still relevant today.

The music for West Side Story blends a variety of styles including Jazz, opera and Latin American rhythms. The piece we are going to look at is the Mambo; a dance from Cuba



Music Lesson 6



LI: I can create a composition using rhythm patterns.

Listen to the Orchestra play Mambo from West Side Story. The Mambo is a dance from Cuba. The dance is very rhythmical and the percussion section is very important.

The rhythm of Mambo is syncopated.
That means a rhythm that goes against the pulse (steady beat).

Listen to Mambo here

As you listen to Mambo find the pulse and keep it going by stamping your feet.


Join in with

mambo

Can you name five
percussion
instruments?



Which percussion
instruments can
you hear in
Mambo?

Music Lesson 6



LI: I can create a composition using rhythm patterns.

We are going to use the rhythm notation we have looked at already.
These rhythm patterns are found in Mambo:

<p>Bar A:</p>  <p>Ten Pie-ces Par-ty</p>	<p>Bar B:</p>  <p>Shake your bo-dy now</p>
--	---

First, say these rhythm patterns. Now clap and say them. Now clap them and say the words in your head.



Can you remember this symbol?
It is the symbol for a rest.
You could say shh here.

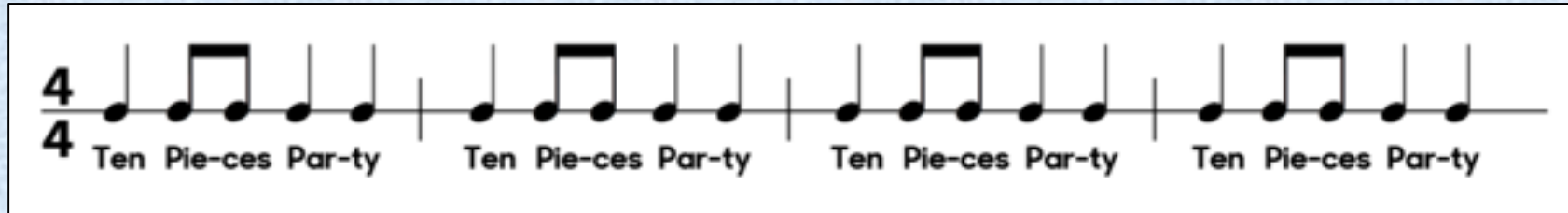
Music Lesson 6



LI: I can create a composition using rhythm patterns.

You can create longer rhythm patterns by repeating the pattern or alternating them in different orders.

For example you could repeat Bar A four times to give you a four-bar rhythm. Try clapping out this rhythm.



Now it's your turn. Create your own four-bar rhythm pattern.

You need to decide which bar you are going to start with, whether you are going to repeat ant patterns and which order you are going to perform the bars. Create different rhythm patterns and record them using rhythm notation.

Which pattern do you like best? Why?

