

Children's University (CU) At Home
After School Club

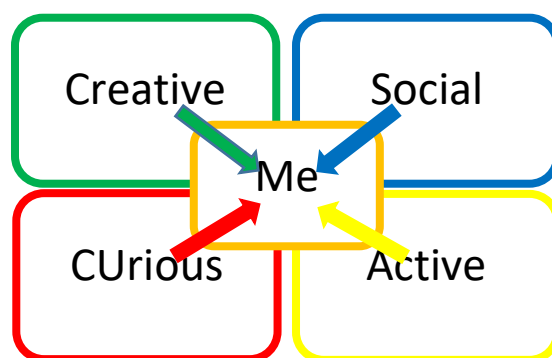
You have been chosen to participate in the new 2020 CU At Home after school club, all of these activities can be completed at home with support of your family.

You will earn 1 CU credit for every activity you do, you can complete as many as you want to. Once you have reached a minimum of 30 CU credits in your passport (online or paper passport) you will be able to attend a virtual graduation presentation.

What is the Children's University (CU) After School Club?

The CU After School Club gives you and your family the chance to complete fun activities at home, and continue collected your passport stamps.

This club is all about 'YOU' and you will get the chance to try new and exciting things that you may not have thought about in the comfort of your own home.



How do I get involved?

If you are already a Children's University passport holder, you can start! Choose the activities that interest you and complete them. The amount of 'hours' available to collect for each task are listed within the stars. Each activity is worth a different amount depending on the amount of work required to complete them.

With thanks to our Business Sponsors

Children's version

If you are not a Children's University passport holder, please speak with your schools coordinator to sign up.

Alongside working towards your Children's University milestones, if you complete these at home challenges you will receive a special 2020 Children's University At Home Certificate.


Key



Shows you the recommended age range



Orange star - adult support required to get started



Green star - Recommended adult guidance



Maximum number of hours allocated. V = hours vary.

Please ensure that you have an adult helper when you are accessing technology.

Recording my hours

For every activity finished please remember to collect some evidence; this could be photographs, drawings, videos, audio recordings, stop motion animation. Share this evidence with your school coordinator or alternatively email us at CUatHome@15billionebp.org. We will send you your virtual credits and keep your school updated.

If you use CU Online, you will have a password to access your passport online, we can send you a code to update your hours. If you have a paper passport we will issue a code for you to include, along with a special cut out 'stamp' to glue into your passport. If you have lost your passport you can use the temporary passport included at the back.

With thanks to our Business Sponsors

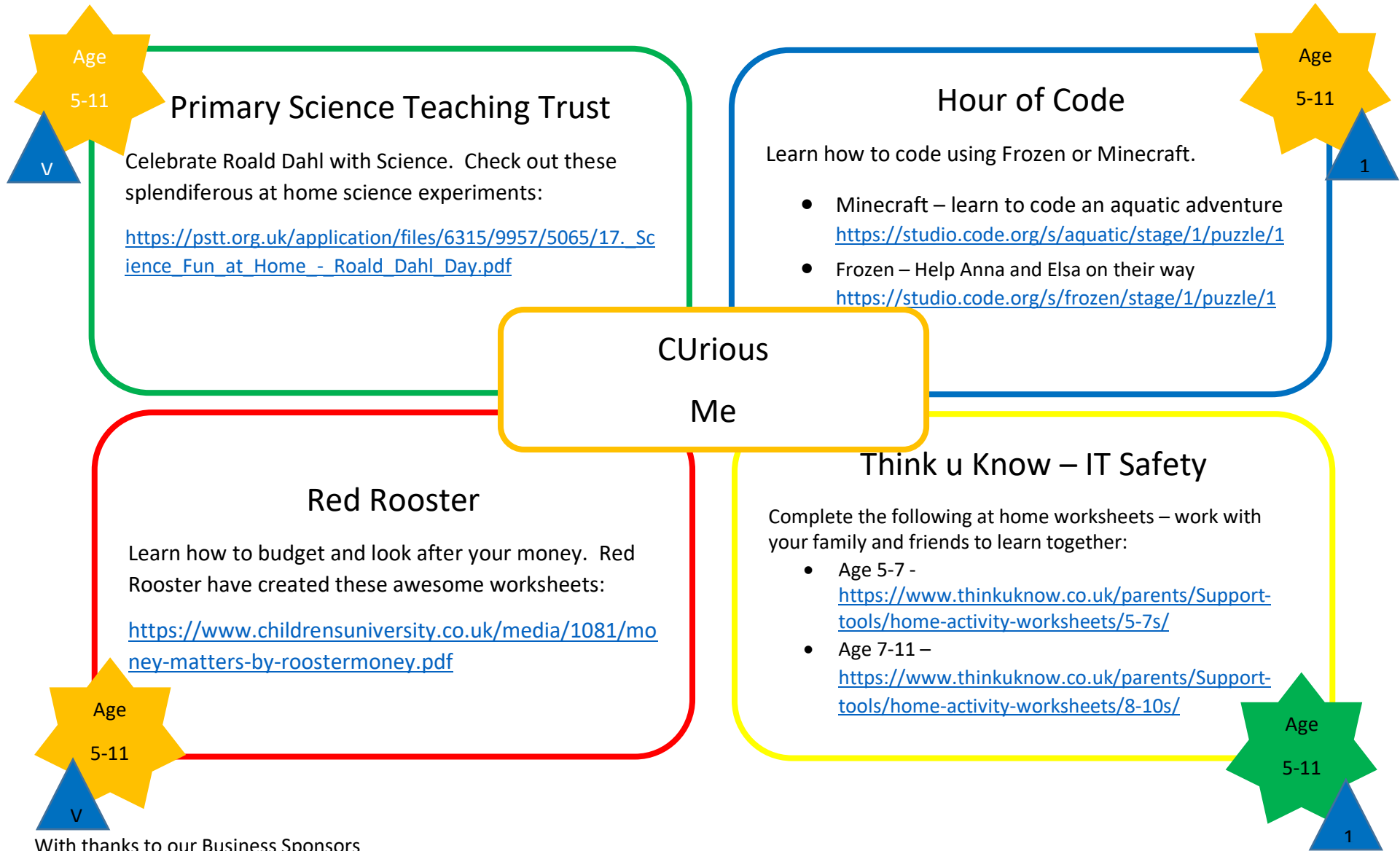


Children's version

We'd love to share some of your work, so if your adult helper uses social media they can tweet us @EastLondon_CU or follow our Facebook page East London Children's University. Have fun and welcome to the club!

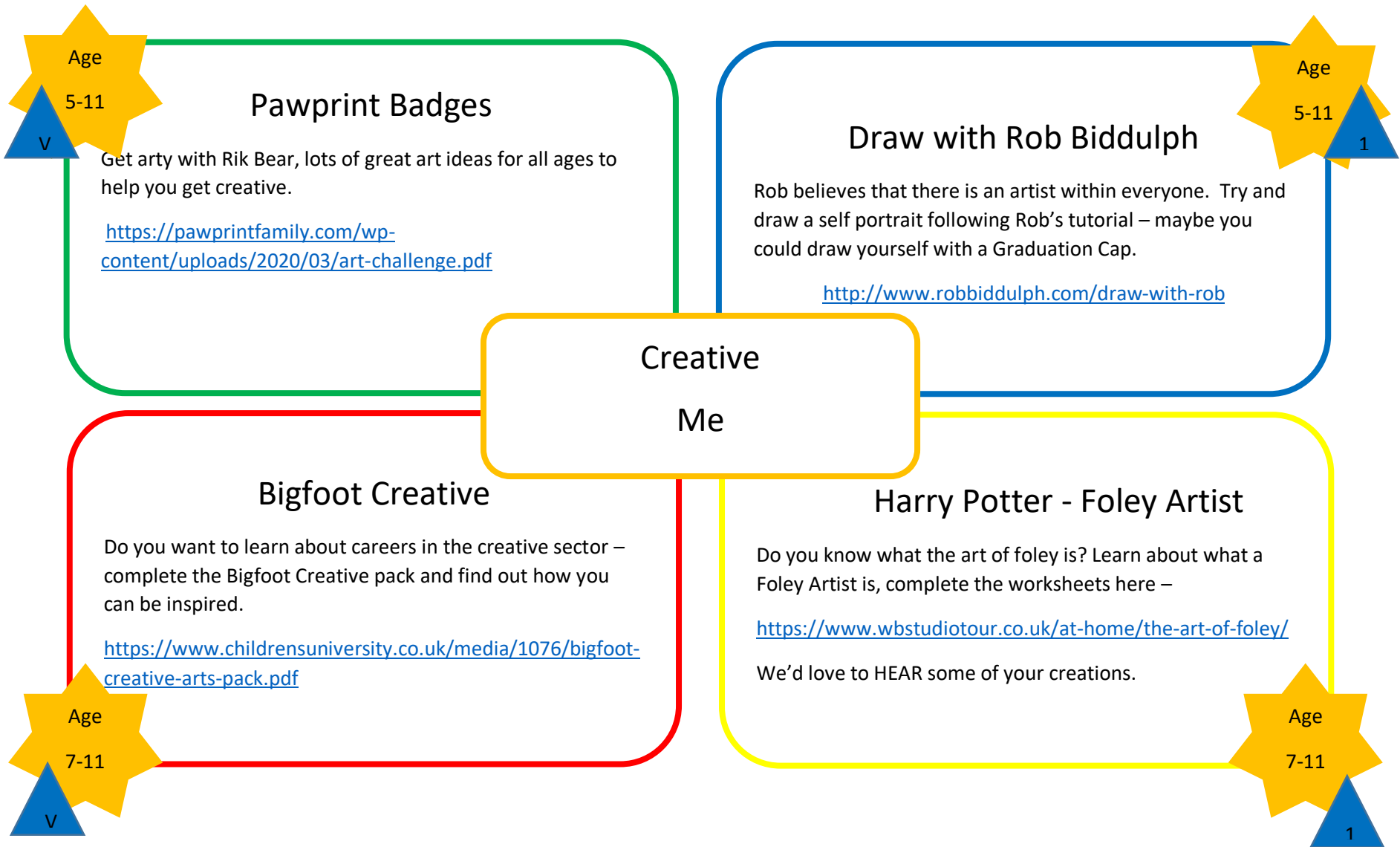
With thanks to our Business Sponsors





With thanks to our Business Sponsors





With thanks to our Business Sponsors



Age 5-11

Fairtrade Learning Activities

1

Guardians of the Rainforest. Follow 14 year old Beshey and how the Cocoa farmers are working together to try and protect the Gola Rainforest in Sierra Leone. Watch the video and complete the follow up activities.

<https://schools.fairtrade.org.uk/resource/guardians-of-the-rainforest-shorter-version/>

Age 5-11

World Wildlife Fund Learn Together

1

Learn about endangered animals, what small steps we can make to help them, and get up close with them – all in the comfort of your home. Write a fact file on an animal of your choice and outline how we can help protect that animal.

This activity does require downloading the free WWF app <https://www.worldwildlife.org/videos/wwf-together-app>

Social
Me

UK Parliament

- Watch the intro video - <https://learning.parliament.uk/resources/introductory-on-to-parliament-primary-video/>
- Complete the UK Parliament worksheet - <https://assets-learning.parliament.uk/uploads/2019/12/Discover-the-UK-Parliament-Booklet.pdf>

Age 5-11

V

British Sign Language

With the increase in facial mask wearing, those hard of hearing members of our community are struggling with lip reading. Follow the BBC Bitesize tutorial and learn how to sign your name.

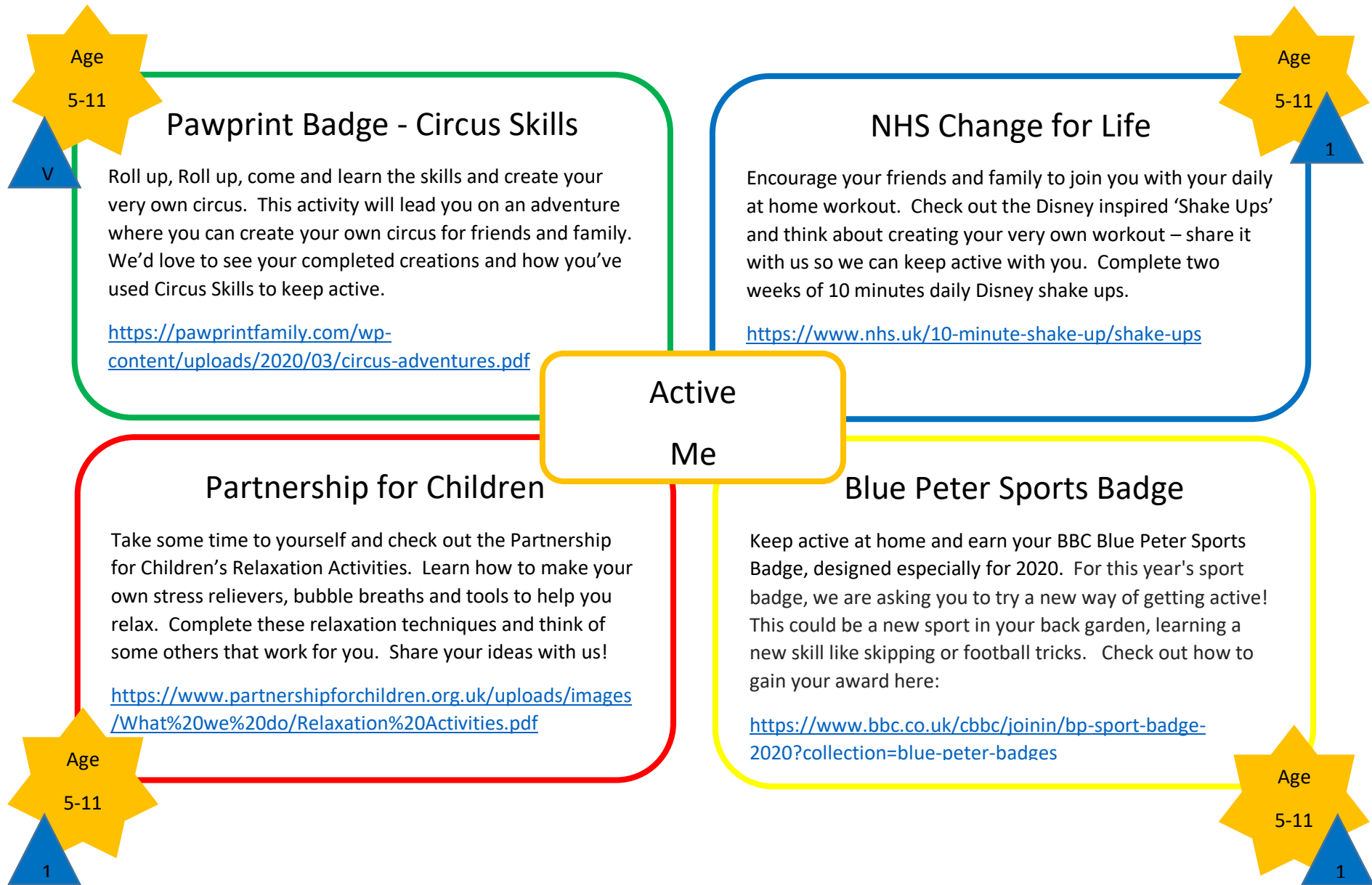
<https://www.bbc.co.uk/bitesize/articles/z6shnrd>

Age 5-11

1

With thanks to our Business Sponsors





With thanks to our Business Sponsors





'All about Me' Children's University At Home

Temporary Passport

Date	'Me' Activity Title	Brief description of Activity	Evidence	Number of Hours

With thanks to our Business Sponsors

